



Features and Benefits

- Powered heat recovery module for smaller commercial applications.
- Up to 70% heat recovery.
- With 150mm duct connection.
- Extremely quiet on low speeds.
- Low power consumption.
- Washable heat exchanger.
- Pre-wired to a flexible cable.
- DEMKO Approved.

Model	Stock Ref:
HR200V	141 20 010

A ducted heat recovery unit for internal rooms. Self-contained and includes two mixed flow speed controllable fans. Using a high performance, polymeric heat exchange cube together with two power fans, the HR200V can boast a temperature efficiency of up to 70%. Low speed for trickle ventilation mode.

Specially designed to provide ventilation for small internal rooms in commercial, educational and leisure applications. Ventilation is achieved by using nominal 150mm diameter flexible ducting. The unit is completely self contained and includes two mixed flow speed controllable fans plus a high efficiency polymeric heat exchanger.

Typical Specification

Supply and install a HR200V Wholehouse heat recovery unit as manufactured by Vent-Axia Clean Air Systems, Fleming Way, Crawley, West Sussex, RH10 9YX, Telephone: 01293 441520.

Performance:	m ³ /h	l/s
Maximum ventilation rate (FID)		
Supply	253.0	70.28
Extract	371.0	103.06
N° speed settings:	Refer to type of control	

Efficiency: the unit should retain up to 70% of the temperature differential of out going air.

Heat exchanger: should be of a multi plate cross-flow type constructed out of a polymeric plastic with ultra sonic welded joints.

Motor: should be a 240V 50Hz A/C with sleeve bearings greased for life. It shall operate up to an ambient temperature of 40°C and be fitted with a manual reset thermal overload protective device.

Fan: The 2-N° polymeric fan impellers should be of a dynamically balanced mixed flow type.

Controls: The unit should be operated via either an Electronic Speed Controller or Trickle Boost Switch/Sensors via 150VA Transformer.

Ducting spigots: The unit should have 4-N° 150mm Ø x 50mm spigots. (Can be converted to flat ducting).

Filter: not fitted.

Construction: The unit outer case should be a rigid ABS moulding. The external grille should be a cream coloured ABS moulding. The spigot plates should be black vacuum formed PVC.

Sound Levels: Refer to page 29.

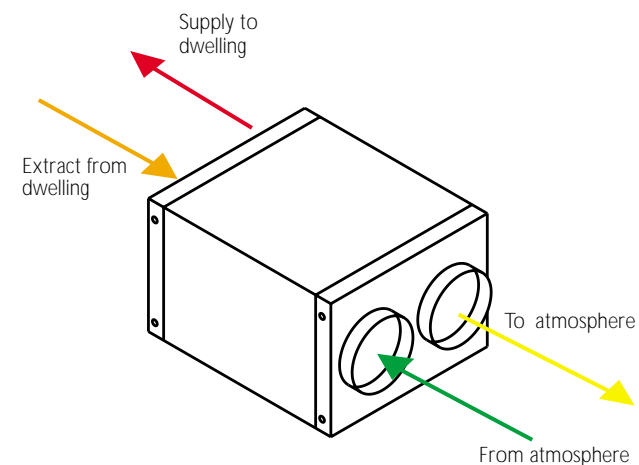
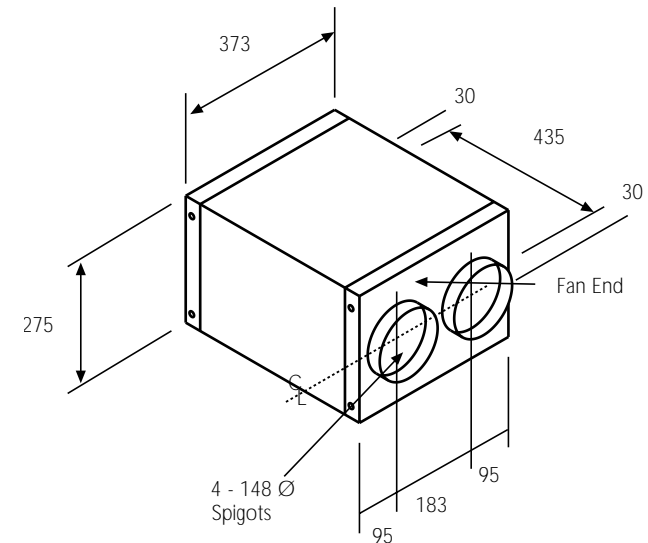
Mains electrical supply: 230VAC 50Hz.

Complies to the following directive:

CE.

Dimensions (mm)

Weight: 10.40kg



Installation

HR200V is designed for mounting in a cupboard, a ceiling void or above a suspended ceiling. Four spigots are provided for simple connection to 150mm flexible ducting. When passing through an unheated area insulated ducting should be used.

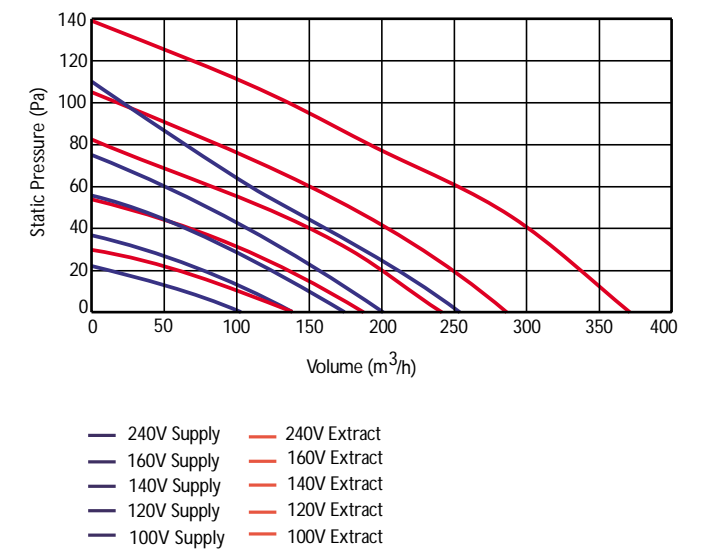
Sound Power Spectrum (Max. speed)

63Hz	125Hz	250Hz	500Hz	1KHz	2KHz	4KHz	8KHz	dB(A) @ 3m
62	65	70	62	52	51	46	46	43

Power Consumption

Maximum	110.0W
---------	--------

Performance



HR200V to be used with a 150VA Transformer for maximum controllability

Motor Speed	1	2	3	4	5
Voltage	100	120	140	160	240
Watts	30.0	40.0	51.5	60.0	110.0
Volume m ³ /h (FID)					
Supply	102	138	174	201	253
Extract	139	187	241	286	371

150VA Transformer



Surface Mounting Transformer with six voltage selections for trickle settings to match dwelling volume. Provides Boost/Trickle ventilation when used with humidity sensors or a manual switch.

Stock Ref: 56 35 38

Controllers & Sensors

Controller Options					
Trickle Boost Switch	Ambient Response Humidistat	Visionex PIR	TIM2	7 Day Timeswitch	Electronic Speed Controller
45 52 13	56 35 50	45 96 23	37 03 46	56 35 15	W30 03 10

For further details on controls & sensors please refer to pages 98-102. For accessories details, please refer to pages 103-105. For wiring diagrams details please refer to page 121.