

Improve your life

An exceptional design of elegance

The exiting new SPA Sunhouse, Spa Dome Orlando and SPA Veranda enclosures join the leading line of pool enclosures from the IPC team, a pan-European association (European Economic Interest Grouping) of qualified manufacturers and traders who develop, produce and deal in swimming pool and spa enclosures.

Incredible structures

SPA enclosures feature a range of state-of-the-art technical solutions (patent pending). SPA Sunhouse and SPA Dome Orlando feature innovative panel mounting which facilitates assembling and can be done easily by the pool supplier fitter teams. Comforts of the enclosures and efficient ventilation have been particularly focused upon. The framework of the enclosure structures consist of aluminium profiles. The profiles are fully anodized or powder painted (available in five colours: white, beige, dark-green, wood-like finish and silver eloxal coating). The aluminium construction can be fitted with (1) clear transparent solid polycarbonate, (2) clear translucent polycarbonate ensuring privacy, (3) bronze shaded transparent polycarbonate, or (4) combination of translucent walls with a transparent door and roof.



Benefits

of SPA Sunhouse and Spa Dome Orlando

- Provides you with the luxury of bathing at any time
- You are fully protected against strong winds, rains, leaves and debris carried by the wind
- Opening orientation in any direction allows you to create a doorway at any time
- Enjoy maximal access of sun rays into the interior
- You are constantly sheltered prior to entering and after exiting the spa
- Your privacy is ensured by the translucent panel option
- Polycarbonate panels protect your skin against UV rays
- Possibility of adjusting inside air temperature through a wide opening of the SPA Sunhouse and SPA Dome Orlando ensures your comfort
- Durability of weatherproof aluminium profiles and ground rails ensure years of your spa enjoyment
- The SPA Sunhouse and SPA Dome Orlando provides you with the added pleasure of enjoying the view of the garden, landscape or night sky through the transparent door or walls while you bathe

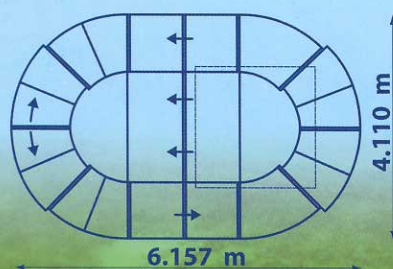
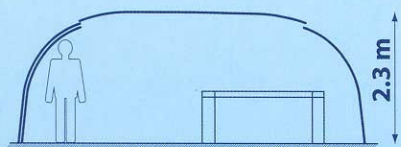
WORLD NOVELTY
2006

SPA Sunhouse

more space

more comfort for motion

The SPA Sunhouse model is made up of three parts: two semi-domes already known from IPC Spa Dome Orlando model - and a standard pool enclosure segment with sliding side doors. One of the semi-domes is fitted with a wide, double panel door leading inside. The opening skylight roof ensures the enclosure good ventilation. Additionally, it is possible to add sliding doors in the second semi-dome as well as in both side walls.



Dimensions

Width:	4.11 m
Length:	6.16 m
Height:	2.30 m
Weight approx.:	300 kg
Width of the double panel front door:	2.47 m



▶ SPA PROGRAMME

www.poolcover-ipc.com

SPA Dome Orlando

360°-degree freedom
for full-circle fun

A single spa enclosure consists of a couple polycarbonate panels: wall and door panels and an upper domelike air shaft panel. All wall sections and the two sliding door elements can move 360 degrees in either direction. There is a sliding back door too.

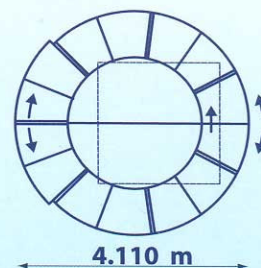
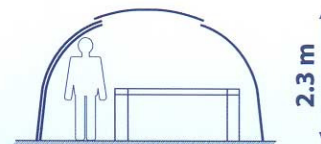
Easy Assembly

Orlando model features easy assembly. The only requirement is a level mounting surface and stable, solid base for assembling (attaching) the ground rails. Assembling is reliant upon affixing of the leading lines and accuracy of affixing all panels. 2-3 people can assemble the spa enclosure.



An ideal mode of distribution

All panels and the mounting track are packed in boxes of an approximate size 2.5 x 2.1 x 1.3m.



Dimensions

Inner diameter:	4.00 m
Outside diameter:	4.11 m
Height:	2.30 m
Weight approx.:	200 kg
Width of the double panel door:	2.47 m



addresses of distributors
visit
www.poolcover-ipc.com

▶ SPA PROGRAMME

www.poolcover-ipc.com

produced by: ALUKOV spol. s r.o.
This project is funded by the European Union.

